
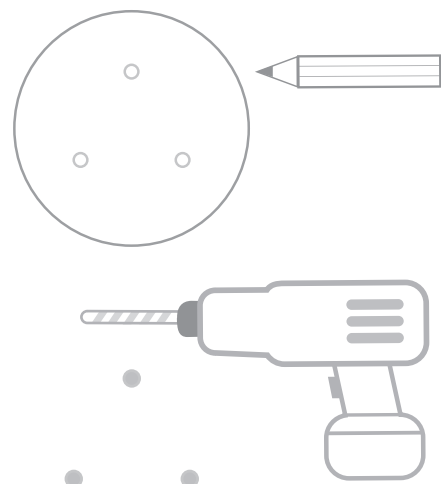


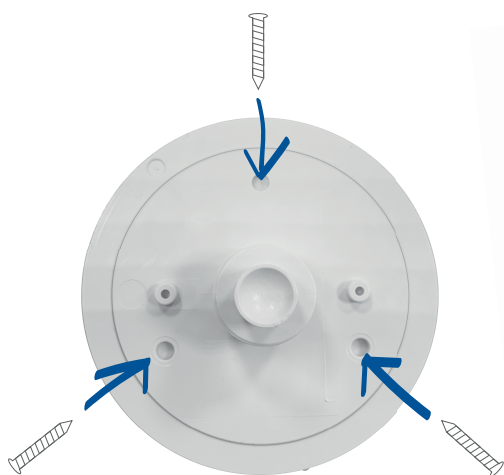
**1** Unscrew the **holder** from the **mounting plate** and remove the **cover-ring**




**2** Use the screws to pierce holes in the **mounting plate**



**3** Use the **mounting plate** to mark the **holes** on the wall and **drill holes**.



**4** Screw the **mounting plate** to the **wall**



**5** Place back the **cover-ring** and screw the **holder** back to the **mounting plate**.



**6** Press the IP camera into the **holder**