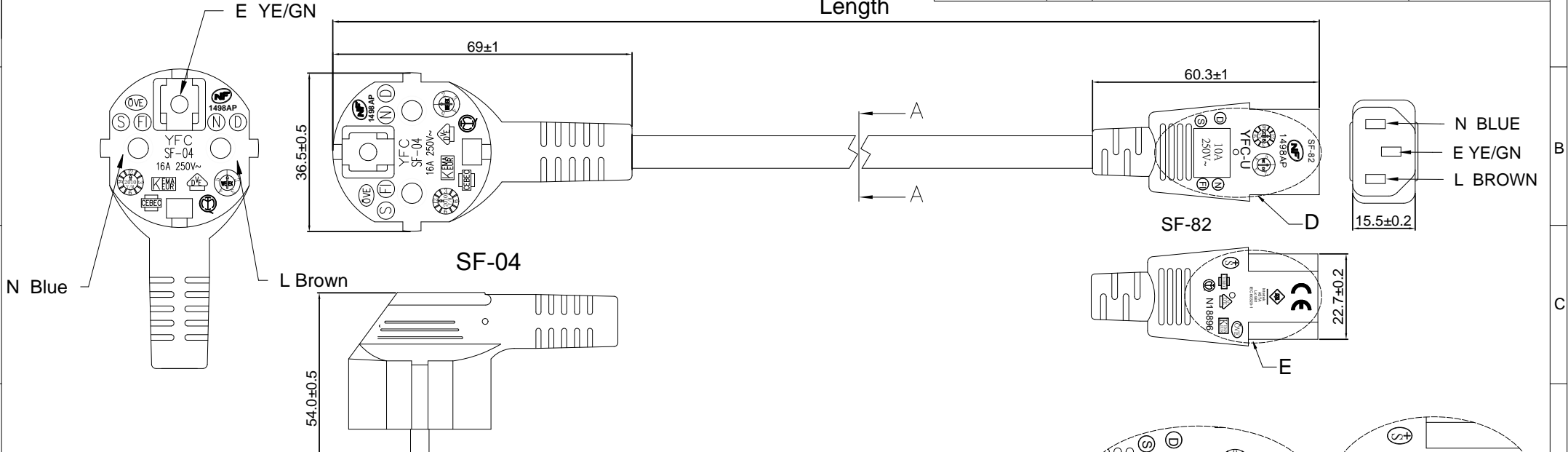
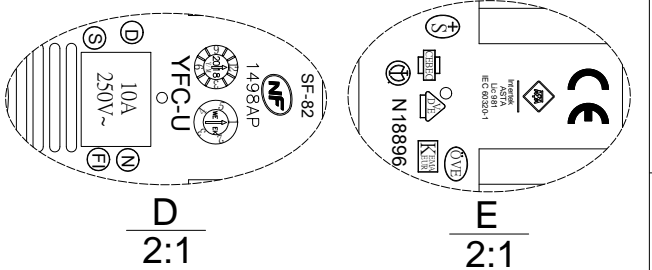


1	2
CUSTOMER NAME	
CUSTOMER Part No.	

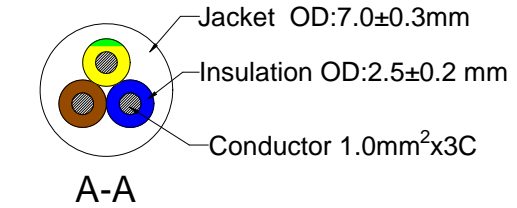
7	8	9	10
DATE	REV	DESCRIPTION	BY
2022.08.02	A/0	NEW	XYH
2022.09.19	A/1	Revised CE logo	XYH
2022.09.30	A/2	Add Part Number	XYH



Customer Item No	Cable Color	Molding Color	Length (mm)	Customer Item No	Cable Color	Molding Color	Length (mm)
AK5010	Black	Black	2500±30	AK5016	Black	Black	5000±30
AK5124	Black	Black	3000±30	AK5131	OR032	OR032	3000±30
AK5125	Black	Black	4000±30	AK5135	BU008	BU008	3000±30
AK5126	Black	Black	7000±50	AK5139	GN041	GN041	3000±30
AK5127	Black	Black	10000±50	AK5143	YE007	YE007	3000±30
AK5237	WH123	WH123	2500±30	AK5403	OR032	OR032	5000±30
AK5238	WH123	WH123	3000±30	AK5404	BU008	BU008	5000±30
AK5239	WH123	WH123	5000±30	AK5405	GN041	GN041	5000±30
				AK5406	YE007	YE007	5000±30



PINOUT			
SF-04		SF-82	WIRE
E		E	YE/GN
L		L	BROWN
N		N	BLUE



- REMARKS:
- 1.POLARIZATION AND CONTINUITY TEST
 - 2.DVW TEST:2000VAC,1S
 - 3.PLUG(SF-04) MOLDING PVC RATED POWER:250V 16A
 - 4.CONNECTOR (SF-82) MOLDING PVC RATED POWER:250V 10A
 - 5.WIRE: H05VV-F 3G 1.0mm²x3C RATED VOLTAGE:300V/500V
 - 6.CE LOGO SIZE: 5.0mm

WIRE MARKING: (Hollow) NO.133	+o +o +o KEMA-KEUR Δ CEBEC 972 <VDE> NF-USE 1345 IEMMEQU H05VV-F 3G1.0MM² V-75 300/500V ORDINARY DUTY NSW17436			
Key Size		3RD		
Length (mm)	Tolerance			
	Critical	Normal	General	Part No.
0-15	±0.05	±0.10	±1.0	AK5010, AK5124, AK5125, AK5126, AK5127, AK5016, AK5131
15-60	±0.10	±0.20		Description
60-150	±0.15	±0.35	±1.5	UNIT
150-350	±0.20	±0.50		mm
350-1000	±0.40	±0.65	±2.0	PAGE
				1/1
Draw.No.		CQ	YB	XYH