



Serie 720

Miniatur Rundsteckverbinder Serie 720 Miniature circular connectors series 720

Kurzinformation Brief information

Kabelsteckverbinder

- Steckverbinder mit Schnappverriegelung
- Schutzart IP 67¹⁾
- Innenliegende Zugentlastung
- Einfache Montage
- Versionen mit Farbkodierung


Cable Connector

- Connector with snap-in locking
- Degree of protection IP 67¹⁾
- Internal strain relief
- Easy assembly
- Versions with colour-coding

Aufbau des Steckverbinders:
Construction of the connector:

Kabelstecker:
Male cable connector:

Kabeldose:
Female cable connector:



Flanschsteckverbinder


- Versenkter Einbau mit Adapter möglich
- Adapter als Frontmontage-Ausführung (Besonders geeignet für vorkonfektionierte Kabelbäume, die nach dem Lötten verschraubt werden)

Chassis Sockets

- Adapter enables an immersed assembly
- Front fastened adapter (especially suited for preassembled cable trees, which are mounted after soldering)


Flanschstecker:
Male socket:

Flanschstecker mit Adapter:
Male socket with adapter:



Flanschdose:
Female socket:

Flanschdose mit Adapter, Verschraubung von vorn:
Female socket with adapter, front fastened:




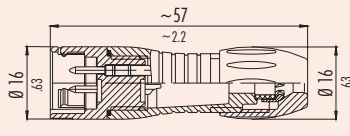

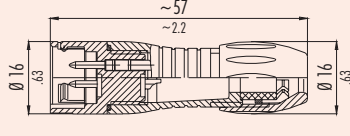

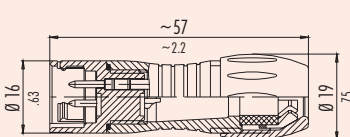

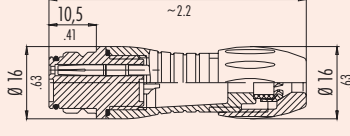

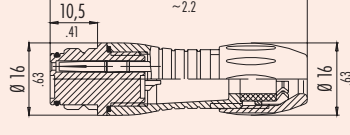

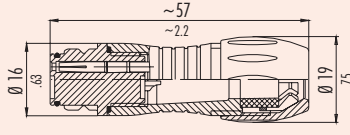
¹⁾ Erläuterung der Schutzarten siehe Seite TI-3 – TI-4. / ¹⁾ Explanation of protection standards see page TI-3 – TI-4.


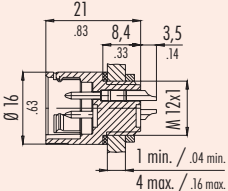

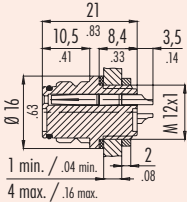

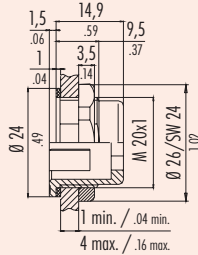

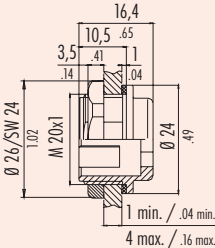
Miniatur Rundsteckverbinder Serie 720 Miniature circular connectors series 720		Technische Daten ¹⁾ Specifications ¹⁾			
Allgemeine Kennwerte		General Characteristics			
Polzahl	Number of contacts	3	5	8	12
Verriegelung	Locking system	schnapp / snap-in			
Anschlussart	Termination	löten / solder			
Anschlussquerschnitt in mm ²	Wire gauge in mm ²	max. 0,75		max. 0,25	
Anschlussquerschnitt in AWG	Wire gauge in AWG	max. 20		max. 24	
Kabeldurchlass	Cable outlet	2,5 - 4 mm, 4 - 6 mm, 6 - 8 mm / .10 - .16 in., .16 - .24 in. / .24 - .31 in.			
Schutzart Gehäuse	Shell protection	IP 67			
Mechanische Lebensdauer	Mechanical operation	> 500 Steckzyklen / > 500 mating cycles			
Obere Grenztemperatur	Upper temperature	+ 85 °C (+ 185 °F)			
Untere Grenztemperatur	Lower temperature	- 40 °C (- 40 °F)			
Gewicht Kabelsteckverbinder	Weight cable connector	~ 10 g			
Gewicht Flanschsteckverbinder	Weight socket	~ 5 g			
Elektrische Kennwerte		Electrical Characteristics			
Bemessungsspannung	Rated voltage	250 V	125 V	125 V	60 V
Bemessungs-Stoßspannung	Rated impulse voltage	2500 V	1500 V	2500 V	800 V
Verschmutzungsgrad	Pollution degree	2			
Überspannungskategorie	Overvoltage categorie	II			
Isolierstoffgruppe	Material group	II			
Prüfstoßspannung	Test voltage	2950 V	1750 V	1750 V	910 V
Bemessungsstrom (40 °C)	Rated current (40 °C)	7 A	5 A	2 A	
Durchgangswiderstand	Contact resistance	≤ 3 mΩ			
Isolationswiderstand	Insulation resistance	≥ 10 ¹⁰ Ω			
Werkstoffe		Materials			
Kontaktstift	Pin contact	CuZn (Messing/brass)			
Kontaktbuchse	Socket contact	CuSn (Bronze/bronze)			
Kontaktoberfläche	Contact plating	Au (Gold/gold)			
Steckverbinderkörper	Insert	Polyamid (PA66) - UL 94 V-0 / Polyamid (PA66) - UL 94 V-0			
Gehäuse Kabelstecker	Housing plastic version	Polyamid (PA66) - UL 94 V-0 / Polyamid (PA66) - UL 94 V-0			
Flanschadapter	Socket adaptor	Polyamid (PA66) - UL 94 V-0 / Polyamid (PA66) - UL 94 V-0			
Flanschsteckverbinder	Socket	Polyamid (PA66) - UL 94 V-0 / Polyamid (PA66) - UL 94 V-0			
6-kant-Mutter	Hexagonal nut	CuZn (Messing, vernickelt / brass, nickel plated)			

¹⁾ Normen und Prüfbaedingungen für diese Angaben siehe Seite TI-16. / ¹⁾ Standards and test parameters for this data see page TI-16.

Miniatur Rundsteckverbinder Serie 720 Miniature circular connectors series 720


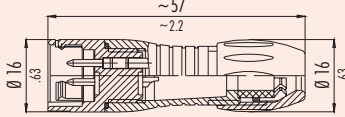

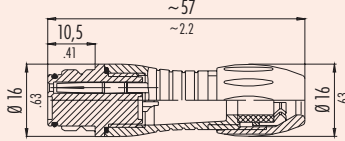

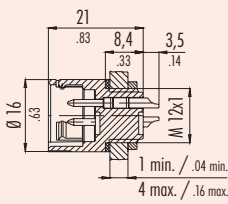

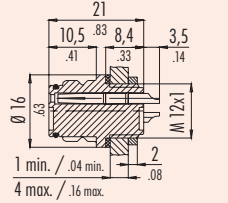
Flanschsteckverbinder Sockets

Bezeichnung — Abbildung Description — Figure	Maßzeichnung Drawing	Polzahl Contacts	Bestell-Nr. Ordering-No.
Kabelstecker, Kabeldurchlass 2,5 - 4 mm <i>Male cable connector, cable outlet 2,5 - 4 mm (.10 - .16 in.)</i> 		3	99-9105-03-03
		5	99-9113-03-05
		8	99-9125-03-08
		12	99-9133-03-12
Kabelstecker, Kabeldurchlass 4 - 6 mm <i>Male cable connector, cable outlet 4 - 6 mm (.16 - .24 in.)</i> 		3	99-9105-00-03
		5	99-9113-00-05
		8	99-9125-00-08
		12	99-9133-00-12
Kabelstecker, Kabeldurchlass 6 - 8 mm <i>Male cable connector, cable outlet 6 - 8 mm (.24 - .31 in.)</i> 		3	99-9105-02-03
		5	99-9113-02-05
		8	99-9125-02-08
		12	99-9133-02-12
Kabeldose, Kabeldurchlass 2,5 - 4 mm <i>Female cable connector, cable outlet 2,5 - 4 mm (.10 - .16 in.)</i> 		3	99-9106-03-03
		5	99-9114-03-05
		8	99-9126-03-08
		12	99-9134-03-12
Kabeldose, Kabeldurchlass 4 - 6 mm <i>Female cable connector, cable outlet 4 - 6 mm (.16 - .24 in.)</i> 		3	99-9106-00-03
		5	99-9114-00-05
		8	99-9126-00-08
		12	99-9134-00-12
Kabeldose, Kabeldurchlass 6 - 8 mm <i>Female cable connector, cable outlet 6 - 8 mm (.24 - .31 in.)</i> 		3	99-9106-02-03
		5	99-9114-02-05
		8	99-9126-02-08
		12	99-9134-02-12

Miniatur Rundsteckverbinder Serie 720 Miniature circular connectors series 720		Flanschsteckverbinder, Adapter Sockets, adaptors	
Bezeichnung — Abbildung Description — Figure	Maßzeichnung Drawing	Polzahl Contacts	Bestell-Nr. Ordering-No.
Flanschstecker <i>Male socket</i> 		3	99-9107-00-03
		5	99-9115-00-05
		8	99-9127-00-08
		12	99-9135-00-12
Flanschdose <i>Female socket</i> 		3	99-9108-00-03
		5	99-9116-00-05
		8	99-9128-00-08
Adapter für Flanschsteckverbinder <i>Adapter for socket</i> 		—	08-2433-000-001
Adapter für Flanschsteckverbinder (Verschraubung von vorn) <i>Adapter for socket</i> <i>(fastening from front side)</i> 		—	08-2434-000-001

Miniatur Rundsteckverbinder Serie 720 Miniature circular connectors series 720


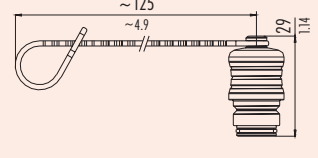

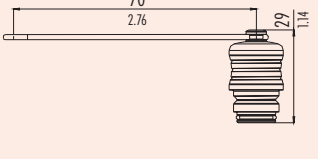

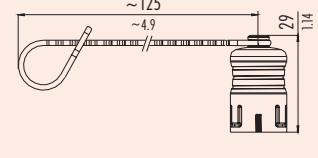

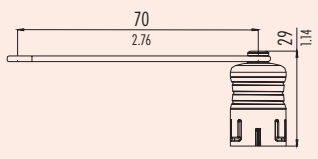

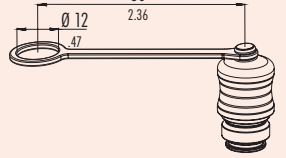

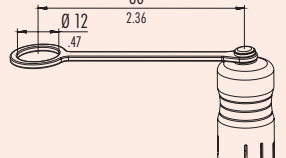

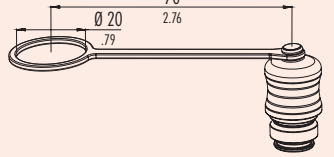

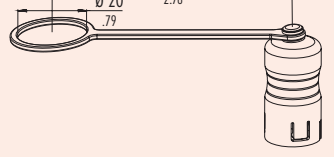
Farbkodierung Colour coding

Bezeichnung — Abbildung Description — Figure	Maßzeichnung Drawing	Polzahl Contacts	KabelØ CableØ	Bestell-Nr./Ordering-No.		
				rot/red	blau/blue	grün/green
Kabelstecker Male cable connector 		3	4-6mm .15-.24 in.	99-9105-50-03	99-9105-60-03	99-9105-70-03
		5	4-6mm .15-.24 in.	99-9113-50-05	99-9113-60-05	99-9113-70-05
		8	4-6mm .15-.24 in.	99-9125-50-08	99-9125-60-08	99-9125-70-08
		12	6-8mm .24-.31 in.	99-9133-52-12	99-9133-62-12	99-9133-72-12
Kabeldose Female cable connector 		3	4-6mm .15-.24 in.	99-9106-50-03	99-9106-60-03	99-9106-70-03
		5	4-6mm .15-.24 in.	99-9114-50-05	99-9114-60-05	99-9114-70-05
		8	4-6mm .15-.24 in.	99-9126-50-08	99-9126-60-08	99-9126-70-08
		12	6-8mm .24-.31 in.	99-9134-52-12	99-9134-62-12	99-9134-72-12
Flanschstecker Male socket 		3	4-6mm .15-.24 in.	99-9107-50-03	99-9107-60-03	99-9107-70-03
		5	4-6mm .15-.24 in.	99-9115-50-05	99-9115-60-05	99-9115-70-05
		8	4-6mm .15-.24 in.	99-9127-50-08	99-9127-60-08	99-9127-70-08
		12	6-8mm .24-.31 in.	99-9135-50-12	99-9135-60-12	99-9135-70-12
Flanschdose Female socket 		3	4-6mm .15-.24 in.	99-9108-50-03	99-9108-60-03	99-9108-70-03
		5	4-6mm .15-.24 in.	99-9116-50-05	99-9116-60-05	99-9116-70-05
		8	4-6mm .15-.24 in.	99-9128-50-08	99-9128-60-08	99-9128-70-08
		12	6-8mm .24-.31 in.	99-9136-50-12	99-9136-60-12	99-9136-70-12

Ü
TI

620
702
709
710
711
712
719
423
425
440
581
678
680
682
720
723
623
690
691
692
693
694
707
713
718
733
763
765
768
714
715
766
815
820
825
876
772
775
A
B
C

R

Miniatur Rundsteckverbinder Serie 720 Miniature circular connectors series 720		Zubehör Accessories	
Bezeichnung <i>Description</i>	Abbildung <i>Figure</i>	Maßzeichnung <i>Drawing</i>	Bestell-Nr. <i>Ordering-No.</i>
Schutzkappe für Kabelstecker <i>Protection cap for male cable connector</i>			08-2587-000-000
Schutzkappe für Flanschstecker <i>Protection cap for male socket</i>			08-2559-000-000
Schutzkappe für Kabeldose <i>Protection cap for female cable connector</i>			08-2586-000-000
Schutzkappe für Flanschdose <i>Protection cap for female socket</i>			08-2567-000-000
Schutzkappe für Flanschstecker, M12 <i>Protection cap for male socket, M12</i>			08-2680-000-000
Schutzkappe für Flanschdose, M12 <i>Protection cap for female socket, M12</i>			08-2681-000-000
Schutzkappe für Flanschstecker, M20 <i>Protection cap for male socket, M20</i>			08-2674-000-000
Schutzkappe für Flanschdose, M20 <i>Protection cap for female socket, M20</i>			08-2675-000-000

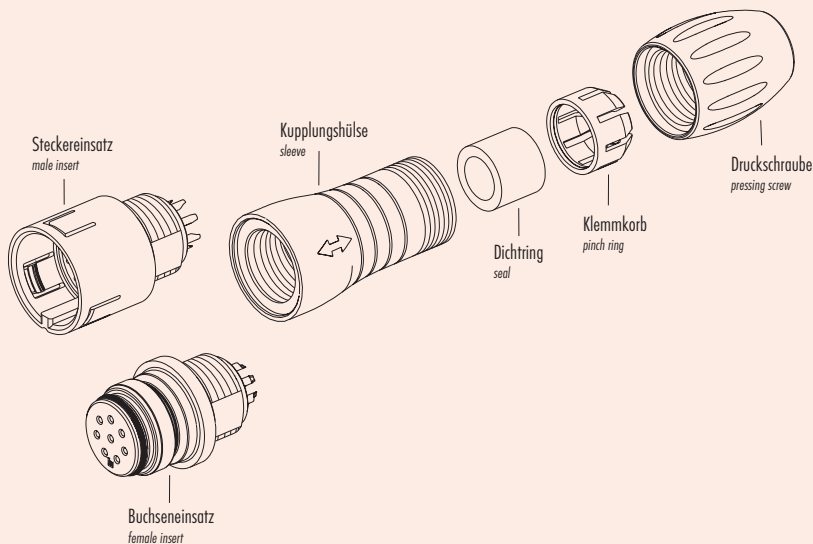
Ü
 TI
 620
 702
 709
 710
 711
 712
 719
 423
 425
 440
 581
 678
 680
 682
720
 723
 623
 690
 691
 692
 693
 694
 707
 713
 718
 733
 763
 765
 768
 714
 715
 766
 815
 820
 825
 876
 772
 775
 A
 B
 C
 R

Miniatur Rundsteckverbinder Serie 720 Miniature circular connectors series 720

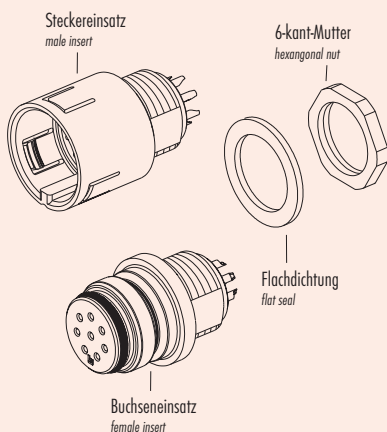
Einzelteildarstellung, Polbilder Comp. part drawing, contact arrangements

Einzelteildarstellung
Component part drawing

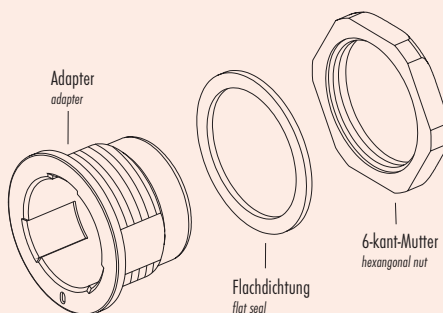
Kabelsteckverbinder
Cable connector



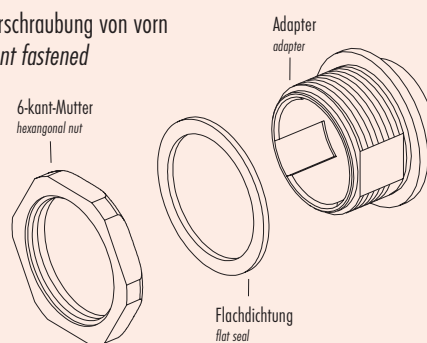
Flanschsteckverbinder
Socket



Adapter
Adapter



Adapter, Verschraubung von vorn
Adapter, front fastened

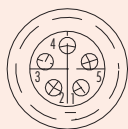


Polbilder mit Sicht auf Lötanschlusseite der Stifteinsätze
Contact arrangements with view on solder termination side of male inserts

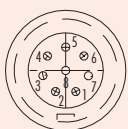
3 pol
3 contacts



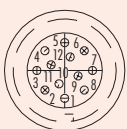
5 pol
5 contacts



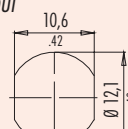
8 pol
8 contacts



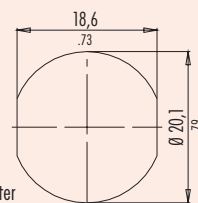
12 pol
12 contacts



Montageausschnitt
Panel cut out



Flanschsteckverbinder
Socket



Adapter
Adapter